



# SENGUNTHAR ENGINEERING COLLEGE (AUTONOMOUS)

(Approved by AICTE, New Delhi & Affiliated to Anna University, Chennai)  
Recognized Under Section 2(f) & 12(B) of the UGC Act, 1956  
NAAC Accredited with 'A' Grade

TIRUCHENGODE - 637 205 NAMAKKAL (Dt) TAMILNADU



## 7.2 - Best Practices

7.2.1 - Provide the weblink on the Institutional website regarding the Best practices as per the prescribed format of NAAC

### Best Practice - 1

#### 1. Title of the practice

“Online Examination System”

#### 2. Goal

True education is to inculcate a thirst to apply all learned knowledge in their day to day life. It will improve the quality of education among the students. Indeed, The quality of education is reflected in the End Semester Examinations. The End Semester Examinations have been conducted through Proctored Online Mode in our college in association with e-NOVA Software Solutions, Coimbatore. It enhances the perception of the students' thirst for education and broadens their horizons in the challenging and changing world. It also helps the Institution to maintain the quality of its educational Programmes.

#### 3. The Context

Educational Systems and Methodology are growing at a rapid rate. Simultaneously, the quality of Education is nurtured in the institution by conducting examinations during the lockdown period. The conduction of End Semester Examinations simplifies through the system which was adopted in the college for carrying out the activities of the examination. An online proctored examination enhances the quality of education.

#### 4. The Practice

The best Practices in this system are listed below

- Username and Password for the mock examination and End Semester Examination shared to the students' through their official email. Once a user logs into the system with Username and Password, it takes the students to take a photograph with their details. If the student does not give access to any of these, the student cannot be able to appear for the examination or the remote proctor can disable the examination in due course of time.
- The system uses Artificial intelligence (AI) to detect and record face emotions, eye movements and all activities, without any hindrance to the examinations.
- In addition to auto proctoring by the online examination system, Manual Proctors (Invigilators) continuously watch and monitor the students during the entire duration of the examination.
- The proctor with the help of the system can issue regular warnings on the screen of the student device. The examination is auto submitted after the completion of the total duration of the examination However; students facing any technical issue during the examination can continue upto 15 minutes after the scheduled session time.
- All the actions were closely monitored by the remote proctors during the examination.
- All the Activities were automatically recorded



# SENGUNTHAR ENGINEERING COLLEGE (AUTONOMOUS)

(Approved by AICTE, New Delhi & Affiliated to Anna University, Chennai)  
Recognized Under Section 2(f) & 12(B) of the UGC Act, 1956  
NAAC Accredited with 'A' Grade

TIRUCHENGODE - 637 205 NAMAKKAL (Dt) TAMILNADU



- Capture of facial photo. During the examination, the AI tool constantly monitors the picture of the student taking the examination with the facial photo captured initially for any mismatch. In case of any mismatch, the system captures the anomaly and a notification to the student / live proctor was also instantly displayed.

## 5. Evidence of Success

The Evidence for success is seen in the feedback received from the students regarding the examination. Some of their comments are given below:

- The main satisfaction is any technical issues the students can contact the Class Advisor immediately to solve it.
- Overall performance of the students in their written exam is satisfactory

## 6. Problems Encountered

Mock examination is mandatory. It is intended to familiarize the students to the examination environment and validate the compatibility of their Desktop/Laptop/Smart-Phone/Tablet or other devices. Further, Problems Encountered during the mock examinations and few technical problems were solved by the technicians before the End Semester Examinations.

## Best Practice - 2

### 1. Title of the practice

“Learning Management System”

### 2. Goal

A true education is to inculcate a thirst to apply all learned knowledge in their day today life. It will promote Research attitude among the students. The Learning Management System is introduced in this Institution to promote students' worldly wisdom. It gradually changes the perceptions of the students and broadens their horizon in the challenging and changing world. When the learning practice is simplified, it would enhance the interest in all the arenas. Learning Management System would help the students to get a clear perspective to select their Post Graduate career Program and Doctoral Degree program.

LMS software helps to plan, implement, facilitate, assess, and monitor students' learning. It also helps the Institution to maintain the integrity of their educational Programmes. It enables faculty members to effectively and efficiently develop Courses, deliver instruction, facilitate Communication, foster collaboration and assess students. LMS can be used to support traditional face-to-face instruction, as well as blended and online educational environments.

### 3. The Context

Educational Systems and Methodology are growing at a rapid rate. This system simplifies and attracts the learners to learn new techniques in their respective field. LMS fulfills and enhances knowledge of students' thirst.

### 4. The Practice



# SENGUNTHAR ENGINEERING COLLEGE (AUTONOMOUS)

(Approved by AICTE, New Delhi & Affiliated to Anna University, Chennai)  
Recognized Under Section 2(f) & 12(B) of the UGC Act, 1956  
NAAC Accredited with 'A' Grade

TIRUCHENGODE - 637 205 NAMAKKAL (Dt) TAMILNADU



The Institution had introduced innovative SEC LMS developed by the faculty members. The LMS provides a new world of possibilities to take the learning to a new level.

- Faculties create their Courses/Lessons in the LMS Software.
- Faculty members create their assignments and tests and students can take the tests as many times to practice until they become perfect.
- The Interactive White Board is used to make both teaching and learning more effective, clear, fun and engaging. Its whiteboard is a super portable system. Capture devices also allow users to capture all of the ink strokes that are written on the whiteboard. When used in conjunction with a video projector it turns the ordinary whiteboard surface into a fully interactive whiteboard.

## 5. Evidence of Success

The Evidence for success is seen in the feedback received from the students and staff members. Some of their comments are given below:

- LMS has improved the performance of the faculty members and teaching quality and their integrity.
- Overall performance of the students in their written exam is satisfactory which exhibits the effective and innovative teaching methodology of the faculty members.
- Most of the students have performed well taking care of the minute details of the English Grammar. The students can demonstrate their creative skills.

## 6. Problems Encountered

Few technical problems encountered in the LMS and which were solved by the technicians.

## 6.2.3 - Implementation of e-governance in areas of operation

### 4. Examination:

- Examination Process are handled through ERP software
- Filling of examination forms, obtaining admit cards, uploading of marks etc. everything is done in online manner. CoE cell of College Examination oversees the complete process of examination under the guidance of the examination controller of the institution

### COE-Portal:

The screenshot shows the homepage of the Sengunthar Engineering College COE Portal. At the top left is the college logo and name: **SENGUNTHAR ENGINEERING COLLEGE**, AN AUTONOMOUS INSTITUTION. Below it, text states: "Approved by AICTE, New Delhi & Affiliated with Anna University, Chennai. Recognition of College under Section 2(f) and 12(B) of UGC Act 1956". On the top right, it displays "TNEA Counselling Code 2617" and "NAAC Accredited with A Grade". A navigation menu includes: ABOUT, DEPARTMENT, ADMISSION, COE, IQAC, PLACEMENT, FACILITIES, PHOTO GALLERY, CONTACT. A sidebar on the left has "Introduction" and "Academic Schedule". The main content area is titled "Controller of Examinations" and has a "Profile" section with a bullet point: "Controller of Examinations (CoE) was established from the Academic Year 2019-2020".

The footer section is divided into four columns: "About" (with links to About us and Contact us), "Departments" (with links to Civil, CSE, ECE, and EEE), "Links" (with links to IQAC, NAAC, NIRF, and NISP), and "Contact us" (with address: Sengunthar Engineering College, Kosavampalayam, Kumaramangalam (po), Tiruchengode - 637 205, Namakkal, Tamil Nadu).

The screenshot shows the login page of the eCOE(v5.0) system. The browser address bar shows "scteng.ecoe.in/index.php/login". The page header says "eCOE(v5.0) Powered by eNova Solutions". The login form includes: the Sengunthar Engineering College logo (Est. 2001), the text "Sengunthar Engineering College(Autonomous)", fields for "Username:" and "Password:", a captcha field with the text "Type captcha here" and a captcha image showing "XS B V X", and a "Login" button.

## Internal Assessment Test and Mark Entry Portal:

Ref. SEC/ INTERNAL EXAM-II /EVEN/2020-2021/02

Date: 02.03.2021

### INTERNAL EXAM CELL

#### CIRCULAR

#### For the Attention of Final Year B.E. Subject Handling Faculty Members & Students :

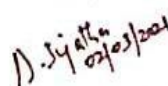
It is hereby informed that the Internal Assessment Test - II (03.00 p.m. to 04.30 p.m.) for IV Year B.E. course will be conducted on 05.03.2021 & 06.03.2021 through online. The detailed time table will be circulated by the department in due course. In this connection the following points are brought out to the attention of students.


1. The Internal marks will be awarded strictly based on the performance of Internal Assessment Test.
2. Portion : 1.5 Units.
3. All the faculty members are requested to send **Google form** link of **Part A & B** questions to the respective **Google Classroom**, further send the same link to [intap@scteng.co.in](mailto:intap@scteng.co.in).
4. Question Pattern:  
Part A: 20 x 1 = 20 Marks (MCQ Pattern using Level 2&3)  
Part B: 15 x 2 = 30 Marks (MCQ Pattern using Level 4&5)  
Total = 50 Marks
5. Students are instructed to prepare well for Internal Exams, since these internal marks will be accounted for continuous internal assessment and the same will be submitted to Controller of Examination/SEC.
6. The **Second Review** will be conducted at physical mode. It is common for all the Final Year Students. The following schedule to be followed:

IV CIVIL	: 08.03.2021
IV ECE	: 09.03.2021
IV EEE	: 10.03.2021
IV CSE	: 11.02.2021
IV MECH	: 12.03.2021

7. If any student is involved in malpractice, he/she will be punished severely.

  
IEC COORDINATOR

  
DEAN (Academics)

  
PRINCIPAL

- To:
1. All Test Coordinators through HoDs concerned
  2. IEC Coordinator
  3. Controller of Examination
  4. File
  5. IQAC

Copy submitted to the Correspondent, SEC.



# SENGUNTHAR ENGINEERING COLLEGE

(AUTONOMOUS)

(Approved by AICTE, New Delhi & Affiliated to Anna University, Chennai)  
Recognized Under Section 2(f) & 12(B) of the UGC Act, 1956  
NAAC Accredited with 'A' Grade

TIRUCHENGODE - 637 205 NAMAKKAL (Dt) TAMILNADU



Ref: SEC/ INTERNAL EXAM-II /EVEN/2020-2021/02

Date: 16.03.2021

## INTERNAL EXAM CELL

### CIRCULAR

#### For the Attention of Second and Third Year B.E. Students & Subject Handling Faculty Members:

It is hereby informed that the Internal Assessment Test - II (03.00 p.m. to 04.30 p.m.) for II and III Year B.E. Course will be conducted from 24.03.2021 to 30.03.2021 at **Physical mode**. The detailed time table will be circulated by the department in due course. In this connection the following points are brought out to the attention of students.

1. The Internal marks will be awarded strictly based on the performance of Internal Assessment Test.
2. The Portions for Internal test - II: - 1.5 Units.
3. Question Pattern:  
Part A : 30 x 1 = 30 Marks (MCQ Pattern using Level 2&3)  
Part B : 10 x 2 = 20 Marks (MCQ Pattern using Level 4&5)  
Total = 50 Marks
4. All the faculty members are requested to send Google form link of Part A and Part B to the respective Google Classroom and also send the same link to [intqp@scteng.co.in](mailto:intqp@scteng.co.in).
5. Students are instructed to prepare well for Internal Exams, since these internal marks will be accounted for continuous internal assessment and the same will be submitted to Controller of Examination/SEC.
6. If any student is involved in malpractice, he/she will be punished severely.

  
IEC COORDINATOR

  
DEAN (Academics)

  
PRINCIPAL

- To:
1. All Test Coordinators through HoDs concerned
  2. IEC Coordinator
  2. Controller of Examination
  3. IQAC
  4. File

Copy submitted to the Correspondent, SEC.



# SENGUNTHAR ENGINEERING COLLEGE

(AUTONOMOUS)

(Approved by AICTE, New Delhi & Affiliated to Anna University, Chennai)  
Recognized Under Section 2(f) & 12(B) of the UGC Act, 1956  
NAAC Accredited with 'A' Grade

TIRUCHENGODE - 637 205 NAMAKKAL (Dt) TAMILNADU



Ref: SEC/ INTERNAL EXAM-III /EVEN/2020-2021/03

Date: 16.03.2021

## INTERNAL EXAM CELL

### CIRCULAR

#### For the Attention of Final Year B.E. Students & Subject Handling Faculty Members:

It is hereby informed that the Internal Assessment Test - III (10.00 a.m. to 11.30 a.m.) for IV Year B.E. course will be conducted on 22.03.2021 & 23.03.2021 at **Physical mode**. The detailed time table will be circulated by the department in due course. In this connection the following points are brought out to the attention of students.

1. The Internal marks will be awarded strictly based on the performance of Internal Assessment Test.
2. Portion: 2 Units.
3. All the faculty members are requested to send the question paper to [intqp@scteng.co.in](mailto:intqp@scteng.co.in).
4. Question Pattern:

Part A: 5 x 2 = 10 Marks

Part B: 8 x 5 = 40 Marks

Total = 50 Marks

5. Students are instructed to prepare well for Internal Exams, since these internal marks will be accounted for continuous internal assessment and the same will be submitted to Controller of Examination/SEC.
6. The **Third Review** will be conducted at **Physical mode**. It is common for all the Final Year Students. The following dates to be followed for conducting third review:


25.03.2021

26.03.2021

The date should be finalized by department concerned.

7. If any student is involved in malpractice, he/she will be punished severely.

  
IEC COORDINATOR

  
DEAN (Academics)

  
PRINCIPAL

- To:
1. All Test Coordinators through HoDs concerned
  2. IEC Coordinator
  3. Controller of Examination
  4. File
  5. IQAC

Copy submitted to the Correspondent, SEC.

# Internal Assessment Test Mark Entry Portal:

**Sengunthar Engineering College(Autonomous)**

**eCOE(v5.0)** Powered by eNow Solutions [CALL SUPPORT](#) [PLACE A HELP TICKET](#) [Logout](#)

**Apr-May 2021(Batch 2017 & 2018) Internal marks**

You are here: [Dashboard](#) > [Assessments](#) > [Internal marks](#)

**PRE ASSESSMENT**

- Batch-Degree-Branch
- Students
- Courses
- Generate exam applications forms
- Sem attendance

**DURING ASSESSMENT**

- Exam fees status
- Condonation fees status
- Course wise attendance
- Internal Marks Upload
- Internal marks

**POST ASSESSMENT**

- Internal marks approval
- Hall tickets
- Halls
- QP Template
- Course Override-QP Template
- Timetable
- Portal - Coe Synchronization
- Reports

**Internal Mark List**

Search:  Degree Branch:  Regulation:

Batch:

Regulation	Batch	Degree - Branch	Course Code	Course Name	Actions
2017	2018	B.E - MECHANICAL ENGINEERING	ME8682	Design and Fabrication Project	
2017	2018	B.E - MECHANICAL ENGINEERING	ME8681	CAD / CAM Laboratory	
2017	2018	B.E - MECHANICAL ENGINEERING	HS8581	Professional Communication	
2017	2018	B.E - ELECTRONICS AND COMMUNICATION ENGINEERING	HS8581	Professional Communication	
2017	2018	B.E - ELECTRICAL AND ELECTRONICS ENGINEERING	EE8681	Microprocessors and Microcontrollers Laboratory	
2017	2018	B.E - ELECTRICAL AND ELECTRONICS ENGINEERING	EE8611	Mini Project	
2017	2018	B.E - ELECTRICAL AND ELECTRONICS ENGINEERING	EE8681	Power Electronics and Drives Laboratory	

1:56 PM 10/12/2021



Examination:




## SENGUNTHAR ENGINEERING COLLEGE (AUTONOMOUS)

(Approved by AICTE, New Delhi & Affiliated to Anna University, Chennai)  
Recognized Under Section 2(F) & 12(B) of the UGC Act, 1956  
NAAC Accredited with 'A' Grade

TIRUCHENGODE - 637 205 NAMAKKAL (DI) TAMILNADU



EXAMINATION COMMITTEE			
SL.NO.	NAME	DESIGNATION	POSITION
1	DR.C.VENKATESH	PRINCIPAL	CHAIRMAN
2	DR.B.SUJATHA	DEAN (ACADEMICS)	CONVENER
3	DR.K.VIGNESH	AP/PHYSICS	MEMBER
4	MR.P.THANGARASU	ASP/CHEMISTRY	MEMBER
5	MR.M.SIVASANKARAN	AP/ECE	MEMBER
6	TEST CO-ORDINATORS		MEMBER

  
31/03/2021  
PRINCIPAL

  
31.3.2021  
CORRESPONDENT



## Steps to download and run the tool on Windows Operating System. This is mandatory for Laptop and Desktop users

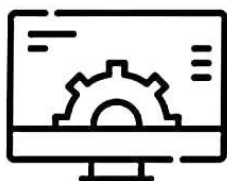
### Instructions for Laptop/Desktop users:

#### Basic Infrastructure

- Latest Version of Google Chrome (update and keep it ready in advance)
- Internet connection with 2 MBPS speed
- Functioning Webcam and laptop microphone (audio)


#### 1. Computer, Browser and connectivity Requirements

The remote proctoring module needs the following system configuration and requirements.



##### System Configuration

Processor: Core 2 Duo & above  
Processor Speed: 1.5 GHz & above  
RAM: Minimum 1 GB



##### Operating System (Windows)

Minimum: Windows 7  
Recommended: Windows 10



##### Mobile

Google Chrome is up to date  
Version 83.0.4103.61 or Above

The remote proctoring software streams exam data, including audio and video, directly to the cloud as you take the exam. In order to allow the continuous transfer of exam data, you need to maintain a minimum connection speed of 1 Mbps. We recommend you to verify your connection speed using an internet speed test before starting an exam. Go to the following link for Speed Test: <https://www.speedtest.net/>



## Steps to start the assessment

On google chrome (latest Version) please enter the URL -  
<http://cocubes.in/sec2020>

Enter the following details as per the  
**college records**



Login	
Name	<input type="text" value="Your full name"/>
User Id	<input type="text" value="Your user id"/>
Password	<input type="password" value="Your password"/>
Passkey	<input type="text" value="Assessment passkey"/>
<input type="button" value="Start Assessment"/>	



A pop up will open and give your consent for the use of Webcam by clicking on “Accept” button



Please ensure your front camera and Microphone are in proper working condition

To Check the working functionality of your **Webcam and Microphone**, use the following links

<https://webcamtests.com/> (To test your webcam/camera)

<https://www.onlinemictest.com/> (To test your microphone)



The platform will check your system specifications. Read the instructions carefully and click on **“Start Now”** button to proceed.

The screenshot shows the CoCubes An Aon Platform interface. At the top left, the logo "CoCubes An Aon Platform" is visible. At the top right, there is a "Welcome Candidate" message with a user icon. The main content area is divided into three sections:

- Important Instructions & Guidelines:** This section contains "INSTRUCTIONS for Online Test" with four bullet points: "The test contains Multiple Choice Questions (MCQs)", "Multiple Choice Questions (MCQs) has four options. One of these four options is correct.", "Please do not press backspace or refresh button anytime during the test.", and "Any candidate found copying would be asked to leave." Below the instructions is a blue "Start Now" button. A callout bubble points to this button with the text "Click here to start test".
- You are good to go:** This section displays a green checkmark and a list of system specifications, all marked as "OK":

Operating System :	✓	Mac OS
Browser Version :	✓	Safari 13.1
JavaScript :	✓	Enabled
Screen Size :	✓	1440px by 900px
Timer :	✓	OK
HTTP GET :	✓	OK
HTTP POST :	✓	OK
WebSocket :	✓	OK
Fullscreen :	✓	OK
- Quick Links:** This section lists several browser versions: "Internet Explorer 9+", "Firefox 30+", "Google Chrome 82+", "Opera 24+", and "Adobe Flash Player 11+".

Allow popup if occurs

This screenshot shows the same CoCubes An Aon Platform interface as above, but with a browser popup open. The popup is titled "www.cocubes.com wants to use your camera" and has "Allow" and "Block" buttons. A callout bubble points to the "Allow" button with the text "Click on Allow Button". Below the popup, a system message box is visible with the text "Please allow webcam access . . .".

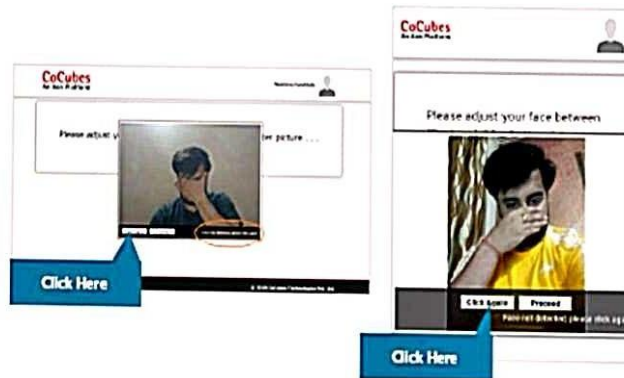


Sit in front of your Webcam. Your photo will be auto captured after 5 seconds timer. In case photo is not captured properly, you can re-click photo by clicking the button "Click Again" as shown below. *This step is very important as your photo will use for verification purpose at the time of admission.*



If your face is not clear in the clicked image, it will give an error "Face not detected" and you have click again.

Once your photo is captured properly, click on "Start test" button.



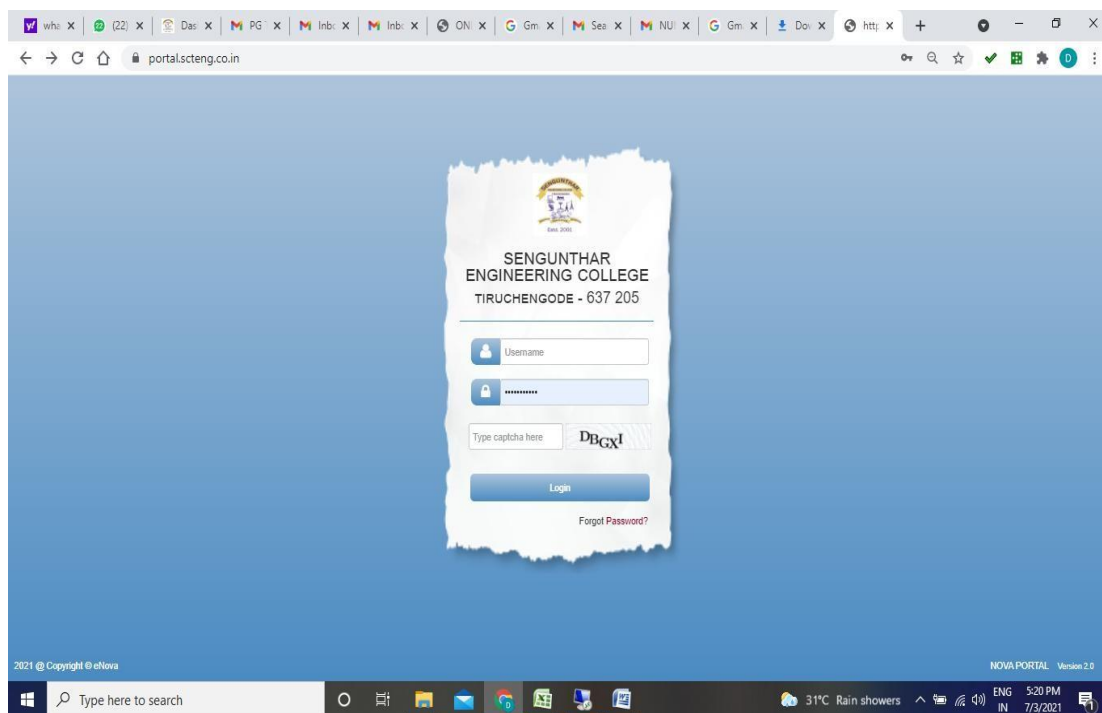


Estd. 2001



- Charge the laptop or mobile well in advance to last for at least 2 hours.
- Student to be seated using a wall as the background.
- Ensure proper lighting in the room so that the pictures captured during the exam are not blurred.
- Photograph clicked must of good quality.
- Check the power plugs.
- You should ensure proper internet connectivity is available on your laptop/ desktop/mobile.
- You must make sure webcam and mic of your system is working properly.
- After setting up audio setup with the help of headphones or earphones, you don't need to plug them in ears, you can put them on the keyboard or on the table.
- You will be under constant observation during the entire duration of the test via artificial intelligence tools and live monitoring by the proctors.
- Blank sheets are allowed for the rough work.
- Any suspected activity will lead to the immediate termination of the exam. The room must be as quiet as possible.
- You should have your water bottle at your table before start of exam as you are not allowed to leave the test screen during exam.
- Do not share your passkey with anyone.
- Do not try to navigate from the main screen. Doing so will automatically terminate your exam.
- You are not allowed to talk to anyone while your exam is being conducted, as Real Time Monitoring is being done.
- You are not allowed to use device other than the one used for the exam, electronic gadgets or any other material on the day of exam. If found then it will be considered for the cancellation of your exam by the Proctor.
- Do not move away from the frame being captured by the camera.
- Do not try to cover your camera or unplug the external camera from the system.
- You are not allowed to touch the key board while you are attempting your test, you are only allowed to scroll cursor or with mouse to answer the question.
- Use a single device for the exam. Login from multiple device can lead to cancellation of your exam.
- There should be no disturbance in the surroundings.
- Reading questions loudly or talking are not permitted.
- You must not plugged in headphones, ear buds, or any other type of listening equipment.
- You must not leave the room for any reason during exam.
- You must not communicate with any person by any means during the exam.
- Sounds such as music or television are not permitted.

## Student Login:



## Exam schedule timetable screen:

NOVAPORTAL VERSION 2.0

SENGUNTHAR ENGINEERING COLLEGE TIRUCHENGODE - 637 205

eACADEMICS eASSESSMENT

ACADEMICS

**DURING ASSESSMENT**

[Exam Schedule](#)

**EXAM SCHEDULE**

S NO	TYPE	SUBJECT CODE	SCHEDULED DATE	START TIME	END TIME	COMPLETION STATUS	COMPLETION DATE	ANSWER SCRIPT NAME	ACTION
1	ESE	Mock	19-06-2021	09:30 AM	01:00 PM	Completed	19-06-2021 10:22 AM	2021-06-19_10:21:57ANNEXUREII1.pdf	
2	ESE	MG6851	03-07-2021	02:00 PM	06:00 PM	In Progress		-	<a href="#">Take Test</a>

- Help Video: DocScanner [Click Here for Help Video](#)



# Student Exam Screen:

NOVAPORTAL  
VERSION 2.0

SENGUNTHAR ENGINEERING COLLEGE  
TIRUCHENGODE - 637 205

eACADEMICS   eASSESSMENT

ACADEMICS

DURING ASSESSMENT

Exam Schedule

**SUBJECT CODE :**  
MG6851

**QP CODE:**  
MG6851

**BATCH:**  
2016

**TIME LEFT :** 91 MIN 23 SECS

SUBMIT TEST

**EXAM START TIME :**  
02:00 PM, 03-07-2021

**EXAM END TIME :**  
06:00 PM, 03-07-2021

**REGISTER NUMBER:**  
612316114006

RELOAD

EXAMINEE

EXAMINER

(Click "Join With Computer Audio" And Then Click "Start Video" Then Click "Allow Access To Camera")

Please wait, the meeting host will let you in soon.

MG6851-MG6851-  
Mr.GOWTHAMAN V (03-07-2021)

EXAMINATIONS - APRIL/MAY 2021

QUESTION PAPER

eACADEMICS   eASSESSMENT

ACADEMICS

DURING ASSESSMENT

Exam Schedule

**SUBJECT CODE :**  
EC8691

**QP CODE:**  
EC8691

**BATCH:**  
2017

**TIME LEFT :** 47 MIN 28 SECS

SUBMIT TEST

**EXAM START TIME :**  
02:00 PM, 03-07-2021

**EXAM END TIME :**  
06:00 PM, 03-07-2021

**REGISTER NUMBER:**  
612317104719

RELOAD

EXAMINEE

EXAMINER

(Click "Join With Computer Audio" And Then Click "Start Video" Then Click "Allow Access To Camera")

This meeting is being recorded

By continuing to be in the meeting, you are consenting to be recorded.

Continue
Leave Meeting

Recording...

Join Audio by Computer

SAL 1

EXAMINATIONS - APRIL/MAY 2021

QUESTION PAPER

SENGUNTHAR ENGINEERING COLLEGE  
TIRUCHENGODE

QP Code	1	7	8	C	O	6	Register Number										
End Semester Examinations - April / May 2021																	
Regulations - 2017																	
Programme	EC -	ECE/CSE		Semester	IV	Max. Marks	100	Duration	3 Hrs								
Course Code & Title	EC8691 - Microprocessors And Microcontrollers																
Answer All Questions.																	
Part - A																	
(10 x 2 = 20 Marks)																	
1.	Why is the 8086 memory divided into odd and even banks?																
2.	Why do we use macros?																
3.	In what way the standard microprocessor and co-processor differ from each other?																



## Evaluation Portal:

### Evaluator login:

SENGUNTHAR ENGINEERING COLLEGE  
TIRUCHENGODE - 637 205

Username

Password

Type captcha here LS CH

Login

[Forgot Password?](#)

2021 © Copyright © eNova

NOVA PORTAL Version 2.0

### Evaluator evaluation schedule screen:

NOVAPORTAL VERSION 2.0

SENGUNTHAR ENGINEERING COLLEGE  
TIRUCHENGODE - 637 205

eACADEMICS eASSESSMENT

MASTER SETTINGS

ACADEMICS

REPORTS

**DURING ASSESSMENT**

- Exam Schedule

**POST ASSESSMENT**

- Valuation
- Evaluators

**VALUATION SCHEDULES**

S NO	COURSE CODE	ASSIGNED SCRIPTS	COMPLETED	YET TO COMPLETE	COMPLETED DATE	REPORT
1	Mock	1	0	1	-	

## Evaluation page:

The screenshot shows the evaluation interface for Sengunthar Engineering College. The header includes the college name, course details (B.E - ECE, B.E - ELECTRONICS AND COMMUNICATION ENGINEERING), exam date (17-06-2021), and session (09:30-13:30). The script reference is :338. The evaluation status is 'Yet to Complete' with a 'Finish' button. The total mark is 73, with Part A marked 16, Part B marked 57, and Part C marked 0.

Under 'PART A', there is a table for awarded marks:

Q.NO	AWARDED MARK
1	0.0
2	2.0
3	2.0
4	2.0
5	1.0
6	0.0
7	2.0
8	2.0
9	1.0
10	2.0

To the right, a handwritten answer for 'PART - A' is shown. Question 1 asks for Kepler's second law, and the answer states: 'Kepler's second law states that, the line joining the planet to the sun sweeps out equal area in equal time.' Question 2 asks for the definition of a sub-satellite point, and the answer states: 'The point on the earth vertically under the satellite is referred to as the sub satellite point. The latitude and longitude of the sub satellite point and height of the satellite above the sub satellite point can be determined from knowledge of the radius vector r. The meridian plane which cuts the sub-satellite point. The height of the terrain is an ellipsoid of the earth.'

## View question paper and answer key:

This screenshot shows the 'View Question Paper and Answer Key' section. It displays the results for Part C, which consists of 1 question worth 15 marks. The results table is as follows:

Q.NO	AWARDED MARK
16.a	0.0
(or)	
16.b	0.0
Total	0


The awarded marks picked towards the total are 16a. A 'Submit' button is visible below the table.

To the right, a handwritten answer for '2 Sub-satellite point:' is shown. The answer defines the sub-satellite point as the point on the earth vertically under the satellite and explains that its latitude, longitude, and height can be determined from the radius vector  $r$ . It also mentions that the meridian plane which cuts the sub-satellite point is used to determine the height of the terrain, which is modeled as an ellipsoid of the earth.

# Sengunthar Engineering College (Autonomous)

## Choice Based Assessment Report


 **Manju S**

 612318106020

 Assessed on **30 December, 2020**



ID Card



- Overall Snapshot
- Eye in the Sky™
- Competency Result
- About the Report
- Print Report

## Overall Snapshot

### Candidate's Overall Result



**Medium**

Individuals who score average may, with some training assistance, be able to perform well in the role and through developing and applying the required competencies.

Redirecting User - CoCubes.co X Assessment Report - Manju S X Assessment Report - Manju S X

https://www.cocubes.com/candidate-aplus-report?testid=60430&candidateid=21018538&combine=fa

## Choice Based Assessment Report

Manju S Medium

Overall Snapshot Eye in the Sky™ Competency Result About the Report Print Report

### Overall Snapshot

#### Candidate's Overall Result

**Medium**  
Individuals who score average may, with some training assistance, be able to perform well in the role and through developing and applying the required competencies.

#### Competency Snapshot

	Low	Marginal	Average	Good	Outstanding
Section 1	63%				
Section 2	67%				

20% 40% 60% 80% 100%

### Eye in the Sky™

#### Violation Scale

It is an index designed to rate a candidate on fair and ethical attempt of an online assessment. This score is derived using EYE IN THE SKY™, proprietary malpractice detection technology, and also reports the window violations attempted by a candidate and total time spent by moving outside the test on a system or browser.

0

3:37 PM 5/7/2021

Redirecting User - CoCubes.co X Assessment Report - Manju S X Assessment Report - Manju S X

https://www.cocubes.com/candidate-aplus-report?testid=60430&candidateid=21018538&combine=fa

## Choice Based Assessment Report

Manju S Medium

Overall Snapshot Eye in the Sky™ Competency Result About the Report Print Report

### Eye in the Sky™

#### Violation Scale

It is an index designed to rate a candidate on fair and ethical attempt of an online assessment. This score is derived using EYE IN THE SKY™, proprietary malpractice detection technology, and also reports the window violations attempted by a candidate and total time spent by moving outside the test on a system or browser.

0 1 2 3 4 5 Unacceptable

Violation Window: 0 Time: 00 min

#### Violation Parameters

Parameter	Score
Window Switch	0.00
Multiple Face Detection	0.00
Multiple Login	0.00
Device	0.00
Answer Behavior	0.00
Object Detection	0.00
Face Recognition	0.00

Low (0 - 1)  
A low violation rating indicates the likelihood that the candidate has attempted the assessment fairly without indulging in any malpractice.

3:38 PM 5/7/2021

# Choice Based Assessment Report



Manju S

Medium

Overall Snapshot

Eye in the Sky™

Competency Result

About the Report

Print Report

## Candidate Images

00:02 PM	00:02 PM	00:04 PM	00:07 PM	00:09 PM	00:12 PM	00:14 PM
00:17 PM	00:19 PM	00:21 PM	00:24 PM	00:24 PM	00:26 PM	00:29 PM
00:31 PM	00:34 PM	00:36 PM	00:38 PM	00:39 PM	00:41 PM	00:44 PM
00:46 PM	00:48 PM	00:51 PM	00:54 PM	00:56 PM	00:58 PM	01:01 PM

- No Face
- Audio Mute
- High Volume
- Object
- Static Image
- Multiple Face
- Impersonation

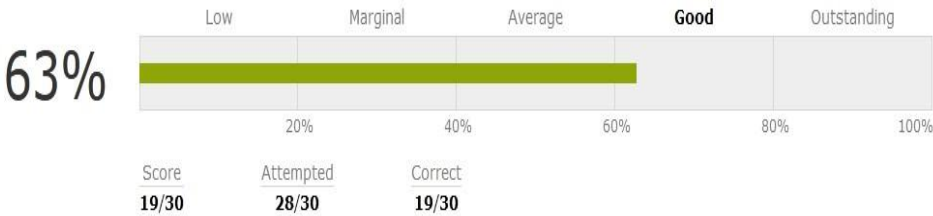
# Choice Based Assessment Report

 **Manju S** **Medium**

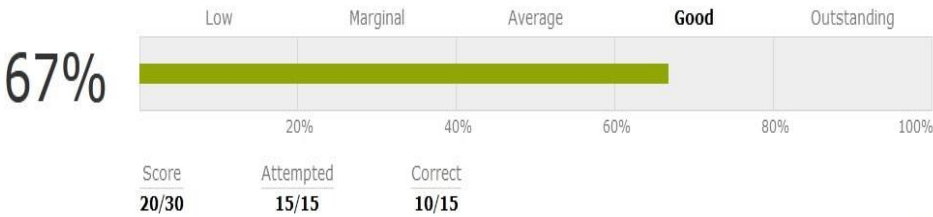
- Overall Snapshot
- Eye in the Sky™
- Competency Result**
- About the Report
- Print Report

## Competency Result

### Section 1



### Section 2







### About the Report


This report provides information about a candidate's performance in the



## Result Portal:

Student Login:

✕  [https://portal.scteng.c...  
portal.scteng.co.in](https://portal.scteng.co.in)   

Login

[Forgot Password? OR Username?](#)

Student Result:

RESULT  
portal.scteng.co.in

SENGUNTHAR ENGINEERING COLLEGE

FLASH NEWS

- Students Portal Notification:

SENGUNTHAR ENGINEERING COLLEGE  
(An Autonomous Institution, Affiliated to Anna University)  
TIRUCHENGODE - 637 205

Name	Sowmiya R	Regulation	2019
Register Number	201952006	Gender	Female
Date of Birth	03-05-1997	Branch	M.E - STRUCTURAL ENGINEER

SEM NO	COURSE CODE	COURSE NAME	GRADE	RESULT
4	19PSE401	Practical Training III (2 weeks)	O	PASS
4	19PSJ401	Project Work (Phase II)	O	PASS